




# BEST FOR VETS 2011: EMPLOYERS

Military Time's EDGE surveyed Fortune 1,000 companies and top government contractors and rated their vet-friendliness in three areas: recruiting, corporate culture and reserve policies. We looked for companies that could prove they make veterans a priority — not just with slogans and statements of support, but with programs, policies and positive track records. Listed alphabetically by category, here's who came out on top:

	Company	Industry	Total employees	Percentage who are veterans	Total new hires in 2010	Percentage who were vets	Percentage of executives who are vets
 PLATINUM	BNSF Railway Co.	Transportation	38,000	16-20%	1,437	17%	16-20%
	LMI	Not-for-profit government management consulting	920	more than 25%	161	25%	more than 20%
	Union Pacific Railroad	Transportation	43,500	16-20%	1,589	20%	6-10%
 GOLD	Aon Corp.	Risk management, insurance and human resource services	59,184	1-5%	not available	not available	1-5%
	Bank of America	Financial services	260,000	6-10%	40,425	less than 1%	6-10%
	CACI International Inc.	Professional services and IT	13,700	16-20%	3,327	30%	more than 20%
	Lockheed Martin Corp.	Security and IT	126,000	21-25%	not available	not available	more than 20%
	Merck & Co.	Health care	82,000	1-5%	1,500	4%	1-5%
	USAA	Financial services	23,000	16-20%	not available	16%	6-10%
	Waste Management Inc.	Waste disposal, recycling and waste-to-energy conversion	44,000	6-10%	5,350	6%	not available
 SILVER	Alion Science and Technology	Scientific, research and development, technical expertise and operational support	3,100	more than 25%	638	56%	more than 20%
	BAE Systems Inc.	Defense, technology and security	46,200	11-15%	not available	not available	11-15%
	Concurrent Technologies Corp. (CTC)	Scientific research and development	1,352	16-20%	253	14%	1-5%
	CSC	Information technology, mission support and management consulting	94,000	not available	not available	not available	not available
	DaVita Inc.	Dialysis services and education	34,000	1-5%	7,584	3%	1-5%
	Dominion Resources Services Inc.	Energy producer and transporter	15,689	6-10%	603	17%	not available
	Eastman Chemical Co.	Producer of chemicals plastics and fibers	10,000	not available	284	not available	6-10%
	General Electric	Power, financial services, health care solutions, transportation and other services	287,000	6-10%	not available	not available	1-5%
	JPMorgan Chase & Co.	Financial services	240,000	1-5%	69,000	12%	1-5%
	MetLife	Insurance, annuities and employee benefit programs	66,600	6-10%	5,472	11%	6-10%
	Prudential Financial	Financial services	40,000	6-10%	3,100	4%	1-5%
	Sears Holdings Corp.	Retailer	280,000	1-5%	not available	not available	1-5%
Serco Inc.	Professional, technology, and management services	11,000	16-20%	3,300	18%	more than 20%	